




























DESCRIPTION	CODE	PART #	APPLICATION	IMAGE
DuoEdge Insert Tooling & Holders				
Single Point Holder	960-718-000	60-718-00	Single Point Bevel	
Form Tool 4:1 Holder	969 700 700	69-7007-00	Counterbore	
Single Point Holder	969 700 701	69-7007-01		
HSS Insert Tool	981 701 010	81-701-01	Carbon steel	
HSS Insert Tooling (10-Pack)	981 701 100	81-701-10		
Premium Coated HSS Insert Tool	981 701 009	81-701-00P	Stainless steel	
Premium Coated HSS Insert Tooling (10-Pack)	981 701 109	81-701-10P		
Carbide Steel Insert Tool	981 703 010	81-703-01	High-temp alloys	
Carbide Steel Insert Tooling (10-Pack)	981 703 100	81-703-10		
HSS J-prep 3/32in (2.39mm) radius Insert	981 704 010	81-704-01	J-Prep	
HSS J-prep 1/8in (3.18mm) radius Insert	981 705 010	81-705-01		
HSS J-prep 3/16in (4.76mm) radius Insert	981 706 010	81-706-01		
HSS J-prep 1/4in (6.35mm) radius Insert	981 707 010	81-707-01		
Bevel Insert Tooling & Holders				
37 1/2° Inside Bevel Holder (Gen 2)	969 700 000	69-7000-00	Bevel Cutting	
30° Inside Bevel Holder (Gen 2)	969 701 900	69-7019-00		
30° & 37 1/2° Inside Bevel HSS Insert Tooling (Gen 2)	969 700 600	69-7006-00		
37 1/2° Outside Bevel Holder (Gen 2)	969 700 100	69-7001-00		
30° Outside Bevel Holder (Gen 2)	969 700 900	69-7029-00		
30° & 37 1/2° Outside Bevel HSS Insert Tooling (Gen 2)	969 701 100	69-7011-00		
Compound Bevel Insert Tooling & Holders				
10-37 1/2° Inside Bevel Holder	969 700 801	69-7008-01	Compound Bevel Cutting	
10-37 1/2° Inside Bevel HSS Insert Tooling	969 700 802	69-7008-02		
10-37 1/2° Outside Bevel Holder	969 700 901	69-7009-01		
10-37 1/2° Outside Bevel HSS Insert Tooling	969 700 902	69-7009-02		
10-30° Compound Holder	969 702 001	69-7020-01		
10-30° Compound HSS Insert Tooling	969 702 000	69-7020-00		

Tooling shown in holders for representation only. Only select holders include tooling. Consult the factory for additional information, applications or custom tooling.

DESCRIPTION	CODE	PART #	APPLICATION	IMAGE	
Parting Tools, Inserts, & Holders					
HSS Parting Tool 3/16in x 3 7/16in (4.76mm x 87mm)	943 711 000	43-711-00 43-711-00P	Most materials up to 1in (25.4mm) wall thickness		
HSS Parting Tool 3/16in x 5in (4.76mm x 127mm)	943 711 010	43-711-01 43-711-01P			
HSS Parting Tool 1/4in x 6in (6.35mm x 152mm)	960 711 000	60-711-00 60-711-00P	Heavy wall parting up to 2in (50.8mm) wall thickness		
Carbide Insert Holder 4.3in (110mm). Fits 60-717-00	960 716 000	60-716-00	Standard parting, most materials up to 1.5in (38.1mm) wall thickness		
Carbide Insert Holder 4.3in (110mm). Fits 60-715-00	960 714 000	60-714-00			
Carbide Parting Tool Insert 3/16in (4.76mm). Fits 60-716-00	960 717 000	60-717-00			
Carbide Parting Tool Insert 1/4in (6.35mm). Fits 60-714-00	960 715 000	60-715-00			
Legacy Carbide Insert Holder 10.24in (260mm). Fits 60-713-00	960 712 000	60-712-00	Heavy Wall Parting		
Legacy Carbide Parting Tool Insert 5/16in (8mm). Fits 60-712-00	960 713 000	60-713-00	Heavy Wall Parting		
.314in (8mm) Carbide Tooling Kit. Incl extractor, holder, & insert	969 701 200	69-7012-00			
Carbide Parting Tool Insert .314in (8mm) wide. Fits 69-7012-01	969 701 310	69-7013-10			
.374in (9.5mm) Carbide Tooling Kit. Incl extractor, holder, & insert	969 711 200	69-7112-00	Heavy Wall Parting		
Carbide Parting Tool Insert .374 (9.5mm) Wide. Fits 69-7012-01	969 701 410	69-7014-10			
Flange Facing Insert Tooling & Holders for FFC/FFR					
FF Tooling Package Includes: HSS Tool Bit 69-7021-00 HSS Tool Bit 69-7027-00 HSS Tool Bit 69-7028-00 Tooling Holder Neutral Holder 69-7024-00	Tooling Holder Right Hand (Outside) 69-7023-00 Tooling Holder Left Hand (Inside) 69-7022-00 R015 Tooling Insert 10 Pack	969 750 000	69-7500-00	Flange Facing	
HSS Tool Bit	969 702 100	69-7021-00			
HSS Tool Bit 60°	969 702 700	69-7027-00			
HSS Tool Bit 60°	969 702 800	69-7028-00			
Tooling Holder Neutral	969 702 400	69-7024-00			
Tooling Holder Right Hand (Outside)	969 702 300	69-7023-00			
Tooling Holder Left Hand (Inside)	969 702 200	69-7022-00			
R015 Tooling Insert 10 Pack	969 702 510	69-7025-10			
R030 Tooling Insert 10 Pack	969 702 610	69-7026-10			
Flange Facing Insert Tooling & Holder for Bridge Slide					
Single Point Holder	969 701 000	69-7010-00	Flange Facing		
HSS Triple Point Insert Tooling	956 710 000	56-710-00			
Casing Cutting Tooling & Holders					
45° Tooling Holder	969 701 500	69-7015-00	Inside Bevel		
45° Casing Cutting HSS Insert Tooling	969 701 700	69-7017-00			
60° Tooling Holder	969 701 600	69-7016-00			
60° Casing Cutting HSS Insert Tooling	969 701 800	69-7018-00			

Tooling shown in holders for representation only. Only select holders include tooling. Consult the factory for additional information, applications or custom tooling.